

Tim Foster, Oskaloosa High School, Oskaloosa, Iowa. fostert@oskycsd.org

National Book Foundation Teacher Fellow, 2023-2024

Free Voluntary Reading, Book Presentation (Spanish class)

Lesson Plan / Teacher instructions

In brief:


Students draw an image from their Free Reading book and then give a 1-minute presentation (several times) in Spanish to build fluency. This is intended to be a self-contained, fast-paced day (good for a Friday), and can be done monthly / quarterly / in any term timeframe. It's a great activity for providing accountability on reading without high-stakes, nitpicky, curiosity-draining assessments.

**Original idea adapted from [Mike Peto](#), Free Voluntary Reading Gallery Walk

Learning targets:

1. Find one new book students are interested in reading by listening to classmates' presentations
2. Demonstrate speaking proficiency by speaking about your free-reading book in the target language.
3. Show accountability for the free-reading program (Celebrate hard work reading!)


Student-facing instruction template:

 BookPresentationStudentInstructionSlideshow

Approximate lesson timing


- Remind students to get their book on their way into class
- 3 minutes: Objectives and reminders about requirements for the drawing (fill the whole page, use big, bold lettering, only write the title)
- 2 minutes: Make a list of all books read this trimester
- 15 minutes: Students draw picture for their presentation on a blank sheet of paper, plan their presentation (perhaps write sentence starters on the back of the paper)
- 3 minutes: Reminder of proficiency scales and practice with possible sentence-starters
- 20+ minutes: Book presentations
 - Can be Gallery walk on four walls: Number students off by 4. North, South, East, West. Students grab tape and hang up their posters on the designated spots on their wall. 5 minutes per wall: West wall presents first. Each student stands by their poster, the rest of the students evenly divide themselves between the presenters. 1 minute per presentation, then students rotate. Each student presents 4 times. Switch to next wall.
 - Can be seated in pods of 4-5 students. Presenter rotates to a new pod every round.
 - Can be speed dating / inner-outer circle. Students give 4-5 rounds of presentations, rotating partners.
 - Other configurations as needs / interest arises
- 3 minutes left: Exit ticket reflection. Students reflect on their own presentation, give shoutouts, write the title of a book they would like to read.

Teacher circulates around, evaluating snippets of the presentations. Sample Grading Spreadsheet:

 [BookPresentationGradingSpreadsheet](#)

Following day: open class with shoutouts that students wrote on their exit tickets, share reading statistics, and promo the books that students most reported wanting to read next.

Variations: Can give them templates of certain aspects of the book to focus on to focus their drawing and presentation

 [PresentationTemplates](#) (Character, Conflict, Setting, Key Quote, January Challenge, End-of-year "Top 5" roundup, etc.)